

Masterflex® flexible shaft

FDS
FDSQ

Technical information

		Min. use radius (mm) RU	Max. speed		Torsion deflection depending on twist (0,1 Nm at 1 m)	
			FDS (rpm)	FDSQ	Same (Nm)	Opp. (Nm)
FDS(Q)4	B	75	3 000	200	28°	56,00°
FDS(Q)5	B	100	3 000	200	7,50°	17,00°
FDS(Q)6	B	125	3 000	200	1,50°	3,25°
FDS(Q)8	B	200	2 000	200	0,50°	0,80°
FDS(Q)9	B	200	2 000	200	0,30°	0,63°
FDS(Q)13	B	250	2 000	200	0,11°	0,20°
FDS16	B	300	1 500	-	0,06°	0,13°
FDS19	B	400	1 500	-	0,01°	0,01°

Dimensions in mm

Torsion deflection depending on twist 0,1Nm for 1 meter shaft.

Bend radius (mm)		Max. torque (Nm) depending on bend radius (mm)																	
		75	100	125	150	175	200	250	300	350	400	500	600	650	750	800	1000	1500	
FDS(Q)4	B	0,65	1,20	1,50	1,70	1,80	1,85	1,95	2,00	2,03	2,05	2,10							
FDS(Q)5	B		1,30	1,70	2,05	2,17	2,25	2,34	2,40	2,45	2,50	2,60							
FDS(Q)6	B			4,00	5,00	6,00	7,00	8,00	9,00	9,40	9,80	10,50							
FDS(Q)8	B						10,00	12,50	14,40	15,80	16,50	17,60	18,50						
FDS(Q)9	B						13,00	17,00	20,00	23,00	24,40	26,00	27,20	28,00					
FDS(Q)13	B							23,00	32,00	41,00	45,00	49,00	51,00	51,50	53,00	53,50	56,00		
FDS16	B								20,00	28,00	31,50	36,50	40,00	41,20	43,80	45,00	50,00		
FDS19	B										40,00	50,00	60,00	62,50	65,00	66,20	70,00	75,00	

Direction of rotation : B bi-directional or manual

Masterflex® flexible shaft

Advantages

FDS
FDSQ



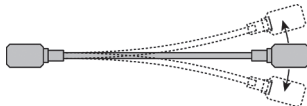
avoids obstacles



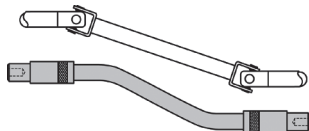
reduces vibrations



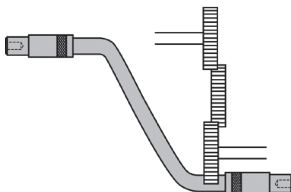
restricted access or control
at a distance



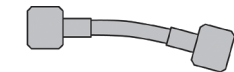
for moving parts



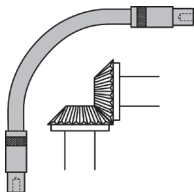
parallel misalignment



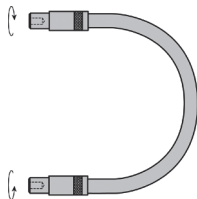
Very large parallel misalignment



angular misalignment



Redirects at 90°



change of direction