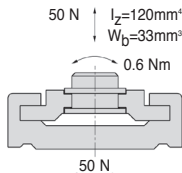


# DryLin® miniature guiding system

## Technical information

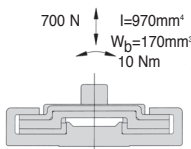
NK  
NW

### Maximum loads



$I_y=1700\text{mm}^4$   
 $W_b=200\text{mm}^3$

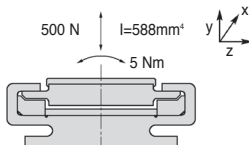
**NK02-17**



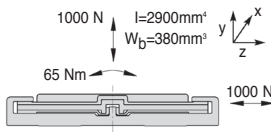
**NK02-40**



700 N  
 $I=26400\text{mm}^4$   
 $W_b=660\text{mm}^3$



**NK01-27**  
**NK02-27**



**NK02-80**



1000 N

