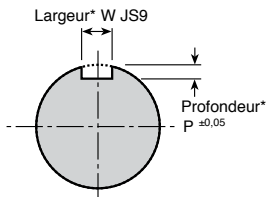
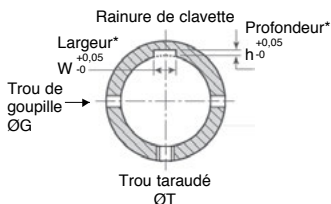
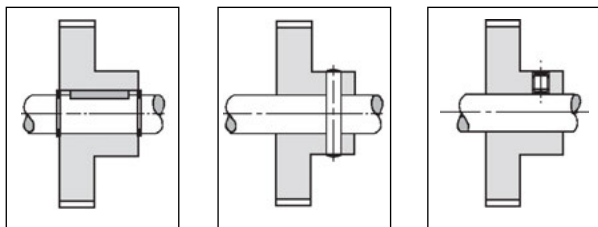


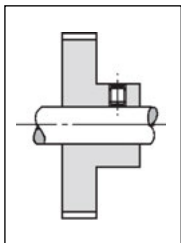
# Fixation des engrenages

## Dimensions des différents usinages possibles en fonction du diamètre d'arbre

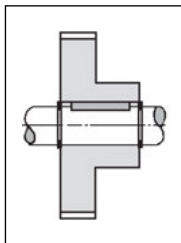


Diamètre d'alésage ou d'arbre		Rainure de clavette			Diamètre du trou de goupille	Taille de la vis sans tête
De Ø	Jusqu'à Ø (inclus)	W (mm)	h (mm)	P (mm)	ØG	ØT
Ø4	Ø6	-	-	-	1,50	M3
Ø6	Ø8	2	1,07	1,25	2,00	M3
Ø8	Ø10	3	1,50	1,85	3,00	M3
Ø10	Ø12	4	1,86	2,55	4,00	M4
Ø12	Ø17	5	2,35	3,05	5,00	M5
Ø17	Ø22	6	2,83	3,55	6,00	M6
Ø22	Ø30	8	3,34	4,10	8,00	M8
Ø30	Ø38	10	3,34	5,10	10,00	M10
Ø38	Ø44	12	3,35	5,10	10,00	M10
Ø44	Ø50	14	3,80	5,50	10,00	M12
Ø50	Ø58	16	4,30	6,00	10,00	M12

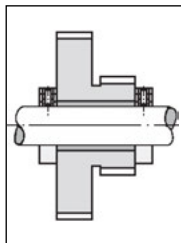
# Différents systèmes de fixation



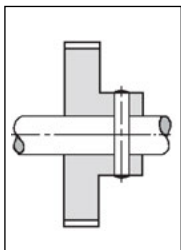
Vis sans tête



Clavette, circlip



Coussinet  
auto-lubrifiant

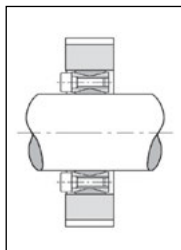


Goupille

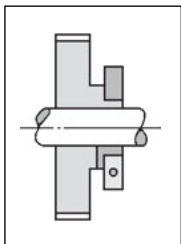
Contactez-nous au :

**0 825 88 5000**

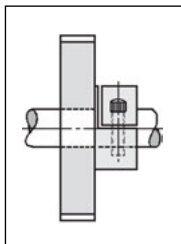
Service 0,15 €/min  
+ prix appel



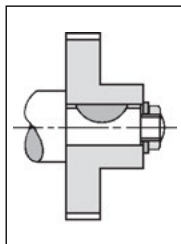
Ensemble de serrage



Bague de serrage



Demi-bague de  
serrage



Clavette disque et  
écrou six pans