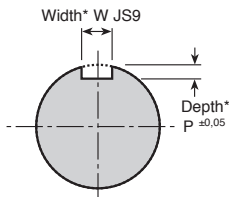
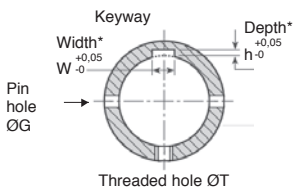
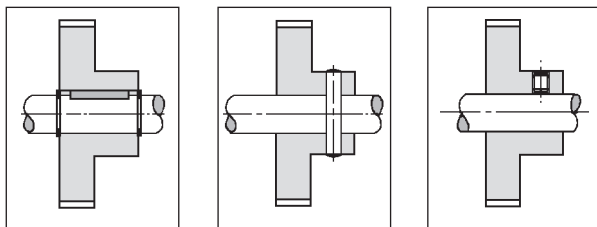
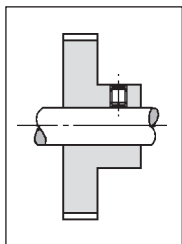


Dimensions of machined items for different shaft diameters

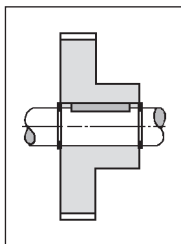


Shaft or bore diameter		Keyway			Pin hole diameter	Tapped hole
From Ø	up to Ø (inclus)	W (mm)	h (mm)	P (mm)	ØG	ØT
$\text{Ø}4$	$\text{Ø}6$	-	-	-	1,50	M3
$\text{Ø}6$	$\text{Ø}8$	2	1,07	1,25	2,00	M3
$\text{Ø}8$	$\text{Ø}10$	3	1,50	1,85	3,00	M3
$\text{Ø}10$	$\text{Ø}12$	4	1,86	2,55	4,00	M4
$\text{Ø}12$	$\text{Ø}17$	5	2,35	3,05	5,00	M5
$\text{Ø}17$	$\text{Ø}22$	6	2,83	3,55	6,00	M6
$\text{Ø}22$	$\text{Ø}30$	8	3,34	4,10	8,00	M8
$\text{Ø}30$	$\text{Ø}38$	10	3,34	5,10	10,00	M10
$\text{Ø}38$	$\text{Ø}44$	12	3,35	5,10	10,00	M10
$\text{Ø}44$	$\text{Ø}50$	14	3,80	5,50	10,00	M12
$\text{Ø}50$	$\text{Ø}58$	16	4,30	6,00	10,00	M12

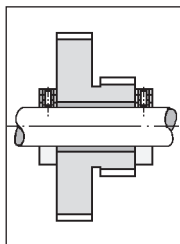
Various fixing systems



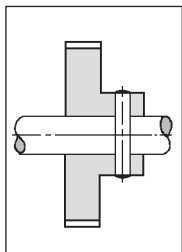
Set screw



Key, circlip

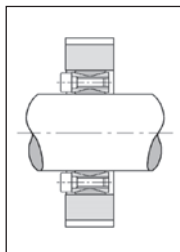


Self-lubricating bushing

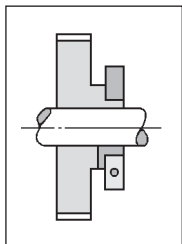


Gear & pinion pinned

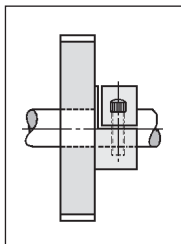
Contact us:
+33 (0)4 37 496 496



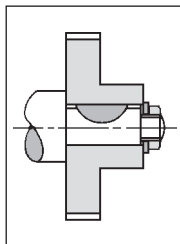
Internal clamp



Gear clamp



Integral gearclamp



Woodruff key and lock nut fixing